



5100 Series/Dry Break—Connect Under Pressure



The 5100 Series brass coupling with steel tubular valve offers minimum air inclusion and fluid loss. Thread together latch provides connect under pressure capability and vibration resistance. It is not rated for continuous hydraulic impulse applications. (See FD86 on page 414.)

- Tubular valve construction for virtually no fluid loss during disconnection, reduces environmental and worker safety hazards.
- Low air inclusion during connection maintains system performance.
- Available with wing or hex nut configurations.
- Connect against pressure capability allows connecting of halves even when pressurized up to 500 psi.
- Steel flange available for accessible bulkhead mounting.
- Standard seal material – Buna-N, Viton and EPR available upon request.
- Standard body material – Brass with steel valving components, hex and wing nuts.

Flow Data

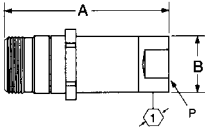
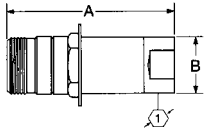
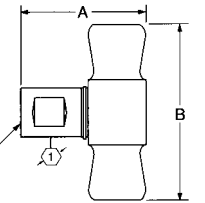
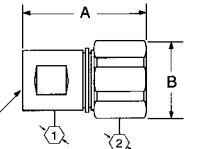
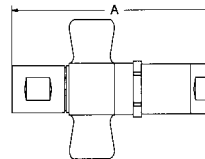


Physical Characteristics

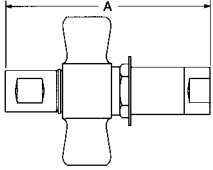
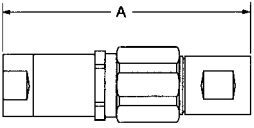
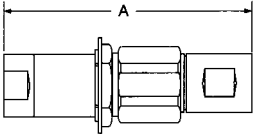
| Coupling Dash Size | Coupling Interface Size | Maximum Operating Pressure* (psi connected) | Maximum Operating Pressure (psi disconnected) | | Vacuum (in./Hg.) | Rated Flow (gpm) | Air Inclusion (cc max.) | Fluid Loss (cc max.) |
|--------------------|-------------------------|---|---|----------------|------------------|------------------|-------------------------|----------------------|
| | | | Male Half S2 and S4 | Female Half S5 | | | | |
| -4 | -4 | 3000 | 3000 | 3000 | 28 | 4 | .03 | .01 |
| -6 | -8 | 3000 | 3000 | 3000 | 28 | 7 | .05 | .06 |
| -8 | -8 | 3000 | 3000 | 3000 | 28 | 7 | .05 | .10 |
| -10 | -12 | 3000 | 3000 | 3000 | 28 | 18 | .14 | .10 |
| -12 | -12 | 3000 | 3000 | 3000 | 28 | 18 | .34 | .26 |
| -16 | -16 | 3000 | 3000 | 3000 | 28 | 40 | .50 | .35 |
| -20 | -20 | 2750 | 2500 | 2750 | 28 | 75 | .68 | .70 |
| -24 | -24 | 2500 | 2500 | 2000 | 28 | 100 | .60 | .94 |

*Minimum burst pressure is equal to three times the maximum operating pressure. Not recommended for continuous hydraulic impulse applications at maximum operating pressures.

For component part number breakdown and service instructions, request bulletin JB41.



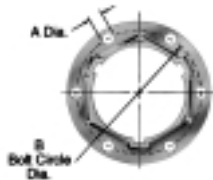
| 5100 Series | Coupling Size | Thread Size (P) | Dimensional Data | | | | Part Number | | |
|--|---------------|-----------------|------------------|------|------|------|-------------|--------------|--------------|
| | | | A | B | ① | ② | Buna-N | Viton | EPR |
| Male Half/Less Flange Female Pipe  | -4 | 1/8-27 | 1.88 | .90 | .69 | | 5100-S2-4B | FD51-1264-04 | FD51-1265-04 |
| | -6 | 1/4-18 | 2.58 | 1.07 | .94 | | 5100-S2-6B | FD51-1264-06 | FD51-1265-06 |
| | -8 | 3/8-18 | 2.58 | 1.07 | .94 | | 5100-S2-8B | FD51-1264-08 | FD51-1265-08 |
| | -10 | 1/2-14 | 3.11 | 1.38 | 1.19 | | 5100-S2-10B | FD51-1264-10 | FD51-1265-10 |
| | -12 | 3/4-14 | 3.11 | 1.38 | 1.19 | | 5100-S2-12B | FD51-1264-12 | FD51-1265-12 |
| | -16 | 1-11 1/2 | 3.55 | 1.76 | 1.56 | | 5100-S2-16B | FD51-1264-16 | FD51-1265-16 |
| | -20 | 1 1/4-11 1/2 | 3.71 | 2.10 | 1.88 | | 5100-S2-20B | FD51-1264-20 | FD51-1265-20 |
| | -24 | 1 1/2-11 1/2 | 4.12 | 2.48 | 2.19 | | 5100-S2-24B | FD51-1264-24 | FD51-1265-24 |
| Male Half/With Flange Female Pipe  | -4 | 1/8-27 | 1.88 | .90 | .94 | | 5100-S4-4B | | |
| | -6 | 1/4-18 | 2.58 | 1.07 | 1.12 | | 5100-S4-6B | | |
| | -8 | 3/8-18 | 2.58 | 1.07 | 1.12 | | 5100-S4-8B | | |
| | -10 | 1/2-14 | 3.11 | 1.38 | 1.62 | | 5100-S4-10B | | |
| | -12 | 3/4-14 | 3.11 | 1.38 | 1.62 | | 5100-S4-12B | | |
| | -16 | 1-11 1/2 | 3.55 | 1.76 | 1.88 | | 5100-S4-16B | | |
| | -20 | 1 1/4-11 1/2 | 3.71 | 2.10 | 2.12 | | 5100-S4-20B | | |
| | -24 | 1 1/2-11 1/2 | 4.12 | 2.48 | 2.50 | | 5100-S4-24B | | |
| Female Half/Wing Nut Female Pipe  | -4 | 1/8-27 | 1.97 | 3.03 | .56 | | 5100-S5-4B | FD51-1266-04 | FD51-1268-04 |
| | -6 | 1/4-18 | 2.37 | 3.44 | .76 | | 5100-S5-6B | FD51-1266-06 | FD51-1268-06 |
| | -8 | 3/8-18 | 2.37 | 3.44 | .76 | | 5100-S5-8B | FD51-1266-08 | FD51-1268-08 |
| | -10 | 1/2-14 | 3.09 | 4.06 | 1.16 | | 5100-S5-10B | FD51-1266-10 | FD51-1268-10 |
| | -12 | 3/4-14 | 3.09 | 4.06 | 1.16 | | 5100-S5-12B | FD51-1266-12 | FD51-1268-12 |
| | -16 | 1-11 1/2 | 3.67 | 4.38 | 1.44 | | 5100-S5-16B | FD51-1266-16 | FD51-1268-16 |
| | -20 | 1 1/4-11 1/2 | 3.98 | 5.19 | 1.78 | | 5100-S5-20B | FD51-1266-20 | FD51-1268-20 |
| | -24 | 1 1/2-11 1/2 | 4.02 | 5.31 | 2.00 | | 5100-S5-24B | FD51-1266-24 | FD51-1268-24 |
| Female Half/Hex Nut Female Pipe  | -4 | 1/8-27 | 2.10 | 1.32 | .56 | 1.19 | 5110-S5-4B | FD51-1267-04 | FD51-1269-04 |
| | -6 | 1/4-18 | 2.40 | 1.53 | .76 | 1.38 | 5110-S5-6B | FD51-1267-06 | FD51-1269-06 |
| | -8 | 3/8-18 | 2.40 | 1.53 | .76 | 1.38 | 5110-S5-8B | FD51-1267-08 | FD51-1269-08 |
| | -10 | 1/2-14 | 3.07 | 1.98 | 1.16 | 1.75 | 5110-S5-10B | FD51-1267-10 | FD51-1269-10 |
| | -12 | 3/4-14 | 3.07 | 1.98 | 1.16 | 1.75 | 5110-S5-12B | FD51-1267-12 | FD51-1269-12 |
| | -16 | 1-11 1/2 | 3.68 | 2.41 | 1.44 | 2.12 | 5110-S5-16B | FD51-1267-16 | FD51-1269-16 |
| | -20 | 1 1/4-11 1/2 | 4.00 | 2.81 | 1.78 | 2.50 | 5110-S5-20B | FD51-1267-20 | FD51-1269-20 |
| | -24 | 1 1/2-11 1/2 | 4.10 | 3.10 | 2.00 | 2.75 | 5110-S5-24B | FD51-1267-24 | FD51-1269-24 |
| Complete Coupling Less Flange/With Wing Nut/ Female Pipe  | -4 | 1/8-27 | 3.20 | | | | 5101-4B | FD51-1270-04 | FD51-1272-04 |
| | -6 | 1/4-18 | 4.11 | | | | 5101-6B | FD51-1270-06 | FD51-1272-06 |
| | -8 | 3/8-18 | 4.11 | | | | 5101-8B | FD51-1270-08 | FD51-1272-08 |
| | -10 | 1/2-14 | 5.21 | | | | 5101-10B | FD51-1270-10 | FD51-1272-10 |
| | -12 | 3/4-14 | 5.21 | | | | 5101-12B | FD51-1270-12 | FD51-1272-12 |
| | -16 | 1-11 1/2 | 5.98 | | | | 5101-16B | FD51-1270-16 | FD51-1272-16 |
| | -20 | 1 1/4-11 1/2 | 6.31 | | | | 5101-20B | FD51-1270-20 | FD51-1272-20 |
| | -24 | 1 1/2-11 1/2 | 6.52 | | | | 5101-24B | FD51-1270-24 | FD51-1272-24 |
| Repair Kit Each kit will repair male and female halves. | -4 | | | | | | FF098-04 | FF095-04 | FF097-04 |
| | -6, -8 | | | | | | FF098-08 | FF095-08 | FF097-08 |
| | -10, -12 | | | | | | FF098-12 | FF095-12 | FF097-12 |
| | -16 | | | | | | FF098-16 | FF095-16 | FF097-16 |
| | -20 | | | | | | FF098-20 | FF095-20 | FF097-20 |
| | -24 | | | | | | FF098-24 | FF095-24 | FF097-24 |

For component part number breakdown and service instructions, request bulletin JB41.

| 5100 Series | Coupling Size | Thread Size (P) | Dimensional Data | | | | Part Number | | |
|---|---------------|-----------------|------------------|---|---|---|-------------|--------------|--------------|
| | | | A | B | ① | ② | Buna-N | Viton | EPR |
| Complete Coupling With Flange/With Wing Nut/ Female Pipe  | -4 | 1/8-27 | 3.24 | | | | 5100-4B | | |
| | -6 | 1/4-18 | 4.11 | | | | 5100-6B | | |
| | -8 | 3/8-18 | 4.11 | | | | 5100-8B | | |
| | -10 | 1/2-14 | 5.21 | | | | 5100-10B | | |
| | -12 | 3/4-14 | 5.21 | | | | 5100-12B | | |
| | -16 | 1-11 1/2 | 5.99 | | | | 5100-16B | | |
| | -20 | 1 1/4-11 1/2 | 6.33 | | | | 5100-20B | | |
| | -24 | 1 1/2-11 1/2 | 6.54 | | | | 5100-24B | | |
| Complete Coupling Less Flange/With Hex Nut/ Female Pipe  | -4 | 1/8-27 | 3.20 | | | | 5111-4B | FD51-1271-04 | FD51-1273-04 |
| | -6 | 1/4-18 | 4.11 | | | | 5111-6B | FD51-1271-06 | FD51-1273-06 |
| | -8 | 3/8-18 | 4.11 | | | | 5111-8B | FD51-1271-08 | FD51-1273-08 |
| | -10 | 1/2-14 | 5.21 | | | | 5111-10B | FD51-1271-10 | FD51-1273-10 |
| | -12 | 3/4-14 | 5.21 | | | | 5111-12B | FD51-1271-12 | FD51-1273-12 |
| | -16 | 1-11 1/2 | 5.98 | | | | 5111-16B | FD51-1271-16 | FD51-1273-16 |
| | -20 | 1 1/4-11 1/2 | 6.31 | | | | 5111-20B | FD51-1271-20 | FD51-1273-20 |
| | -24 | 1 1/2-11 1/2 | 6.52 | | | | 5111-24B | FD51-1271-24 | FD51-1273-24 |
| Complete Coupling With Flange/With Hex Nut/ Female Pipe  | -4 | 1/8-27 | 3.20 | | | | 5110-4B | | |
| | -6 | 1/4-18 | 4.11 | | | | 5110-6B | | |
| | -8 | 3/8-18 | 4.11 | | | | 5110-8B | | |
| | -10 | 1/2-14 | 5.21 | | | | 5110-10B | | |
| | -12 | 3/4-14 | 5.21 | | | | 5110-12B | | |
| | -16 | 1-11 1/2 | 5.98 | | | | 5110-16B | | |
| | -20 | 1 1/4-11 1/2 | 6.31 | | | | 5110-20B | | |
| | -24 | 1 1/2-11 1/2 | 6.52 | | | | 5110-24B | | |
| Repair Kit Each kit will repair male and female halves. | -4 | | | | | | FF098-04 | FF095-04 | FF097-04 |
| | -6, -8 | | | | | | FF098-08 | FF095-08 | FF097-08 |
| | -10, -12 | | | | | | FF098-10 | FF095-10 | FF097-10 |
| | -16 | | | | | | FF098-16 | FF095-16 | FF097-16 |
| | -20 | | | | | | FF098-20 | FF095-20 | FF097-20 |
| | -24 | | | | | | FF098-24 | FF095-24 | FF097-24 |

DryBreak

5100 SERIES

| 5100 Series | | Coupling Dash Size | Dimensional Size | | Part Number | | |
|--|---|--------------------|------------------|------|---------------------|----------------------|---------------|
| | | | A | B | Dust Cap with Chain | Dust Plug with Chain | 6 Bolt Flange |
| Accessories | | | | | | | |
| Dust Cap With Chain**  | Dust Plug With Chain**  | -4 | | | 5100-S7-5 | 5100-S9-5 | |
| | | -6, -8 | | | 5100-S7-8 | 5100-S9-8 | |
| | | -10, -12 | | | 5100-S7-12 | 5100-S9-12 | |
| | | -16 | | | 5100-S7-16 | 5100-S9-16 | |
| | | -20 | | | 5100-S7-20 | 5100-S9-20 | |
| | | -24 | | | 5100-S7-24 | 5100-S9-24 | |
| | | | | | | | |
| 6 Bolt Flange*  | | -4 | .201 | 1.44 | | | 150-22-5 |
| | | -6, -8 | .201 | 1.69 | | | 150-22-8 |
| | | -10, -12 | .201 | 2.12 | | | 150-22-12 |
| | | -16 | .201 | 2.38 | | | 150-22-16 |
| | | -20 | .201 | 2.62 | | | 150-22-20 |
| | | -24 | .201 | 3.25 | | | 5100-22-24S |
| | | | | | | | |

*6 Bolt Flange-holes equally spaced. (See "A" for bolt hole diameter, and "B" for bolt circle diameter).
 **To order caps and plugs without chain, order cap by part number 5100-32-(size) and plug by part number 5100-41-(size).



THE CRITICAL PERFORMANCE PRODUCTS COMPANY™

Aeroquip Corporation
 Aeroquip Industrial Group
 Americas Industrial Division
 1695 Indian Wood Circle, P.O. Box 700
 Maumee, OH 43537-0700
 419/891-5100 Fax: 419/891-7890
www.aeroquip.com

Specifications subject to change without notice / Aeroquip products are protected by patents internationally.