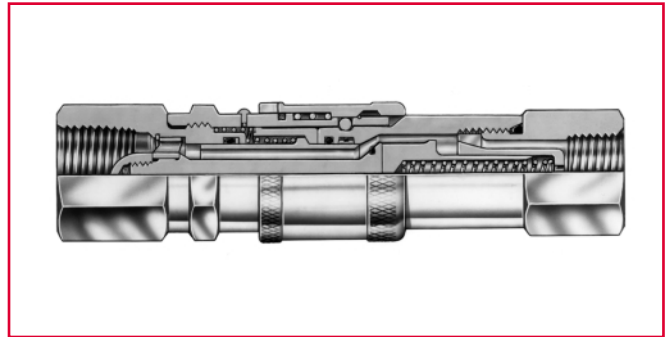


FD49 Series/HTMA Flush Face, Hydraulic Tool



The FD49 Series meets NFPA standard T3.20.15, which was developed in conjunction with HTMA (Hydraulic Tool Manufacturer's Association).

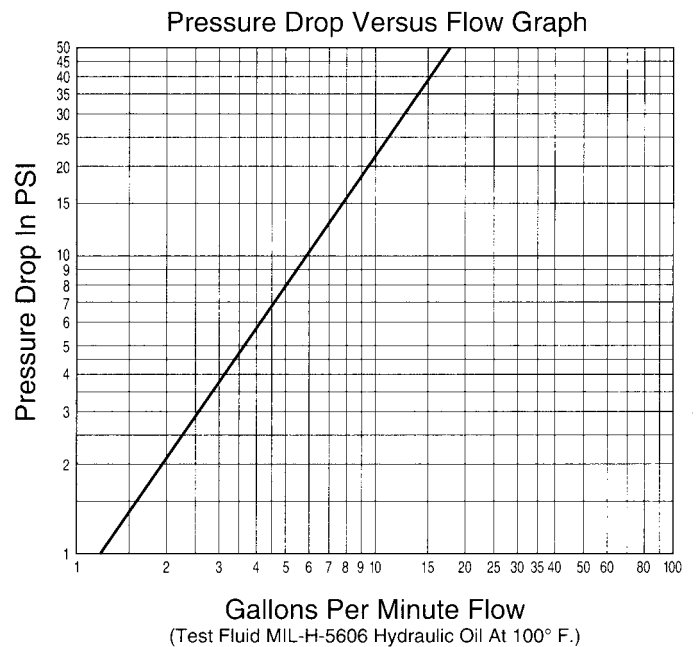
- Twin-Guard™ sealing system prevents weepage and allows connection and disconnection against pressure up to 500 psi.
- Dual flush face valving for minimal fluid loss and air inclusion.
- Tubular valve and sleeve construction for high fluid flow with low pressure drop.
- Push-to-connect latching for one hand operation.
- Standard seal material – Teflon channel seal and Buna-N O-Ring backup.
- Standard body material – Zinc plated steel.



Our patented Twin-Guard™ seal system consists of channel and Buna-N O-Ring seals. The channel seal prevents blowout during connection and disconnection under pressure to 500 psi. The Buna-N O-Ring seal is a secondary seal eliminating fluid weepage.

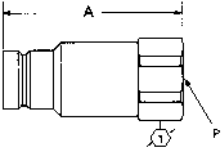
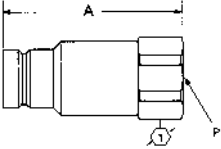
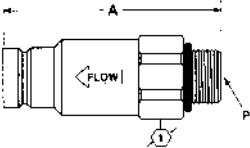
*Patent Number 5123446

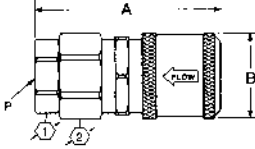
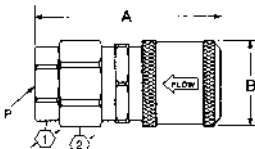
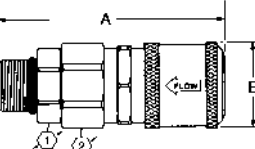
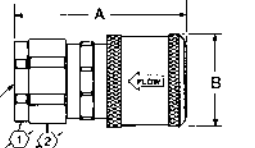
Flow Data





Physical Characteristics

Coupling Size	Maximum Operating Pressure (psi)	Minimum Burst Pressure (psi)	Vacuum (in./Hg.)	Rated Flow (gpm)	Air Inclusion (cc. max.)	Fluid Loss (cc. max.)
-06	3,000	9,000	28	10	.01	.02

FD49 Series	Coupling Size	Thread Size (P)	Dimensional Data				Part Number
			A	B	①	②	Buna-N
Male Half Female Pipe/Valved 	-06	3/8-18	2.62		1.00		FD49-1002-06-06
	-06	1/2-14	2.75		1.06		FD49-1002-08-06
Male Half Female SAE O-Ring/Valved 	-06	9/16-18	2.79		1.06		FD49-1004-06-06
	-06	3/4-16	2.75		1.00		FD49-1004-08-06
Male Half Male SAE O-Ring/Valved 	-06	9/16-18	2.99		1.00		FD49-1057-06-06
	-06	3/4-16	2.99		1.00		FD49-1057-08-06

FD49 Series	Coupling Size	Thread Size (P)	Dimensional Data				Part Number
			A	B	①	②	
Female Half Female Pipe/Valved 	-06	$\frac{3}{8}$ -18	2.74	1.20	1.00	1.06	FD49-1001-06-06
	-06	$\frac{1}{2}$ -14	2.85	1.20		1.06	FD49-1001-08-06
Female Half Female SAE O-Ring/Valved 	-06	$\frac{3}{4}$ -16	2.82	1.20		1.06	FD49-1005-08-06
Female Half Male SAE O-Ring/Valved 	-06	$\frac{9}{16}$ -18	3.22	1.20	1.00	1.06	FD49-1014-06-06
	-06	$\frac{3}{4}$ -16	3.28	1.20	1.00	1.06	FD49-1014-08-06
Female Half/Heavy Duty Sleeve Female Pipe/Valved 	-06	$\frac{3}{8}$ -18	2.74	1.40	1.00	1.06	FD49-1200-06-06
	-06	$\frac{1}{2}$ -14	2.85	1.40		1.06	FD49-1200-08-06

FD49 Series	Coupling Size	Description	Part Number
Accessories			
Dust Cover For Standard Coupling 	-06		FD49-1042-06
Dust Cover For Heavy Duty Coupling 	-06		FD49-1088-06

Eaton
14615 Lone Oak Rd.
Eden Prairie, MN 55344-2287
USA
tel: 952 937-9800
fax: 952 974-7722
www.eaton.com

